

Insight Quanta Capsule™

Application for smartphones and tablets

Apple and Android

Instructions



 **Quantum Health**

www.quantum-iphone-app.com



Welcome to the wonderful world of Genius Insight therapy

The Insight Quanta Capsule application allows you to receive therapeutic frequencies prepared by your therapist, following an analysis session with the Genius Insight application.

This little app allows you to run your own therapy session using these frequencies at home for five days at a time.

Instructions

Contents

Contents 3

Buying a licence..... 4

Installing the app..... 4

Registering your account 5

Importing frequencies..... 6

Insight Quanta Capsule instructions

Buying a licence

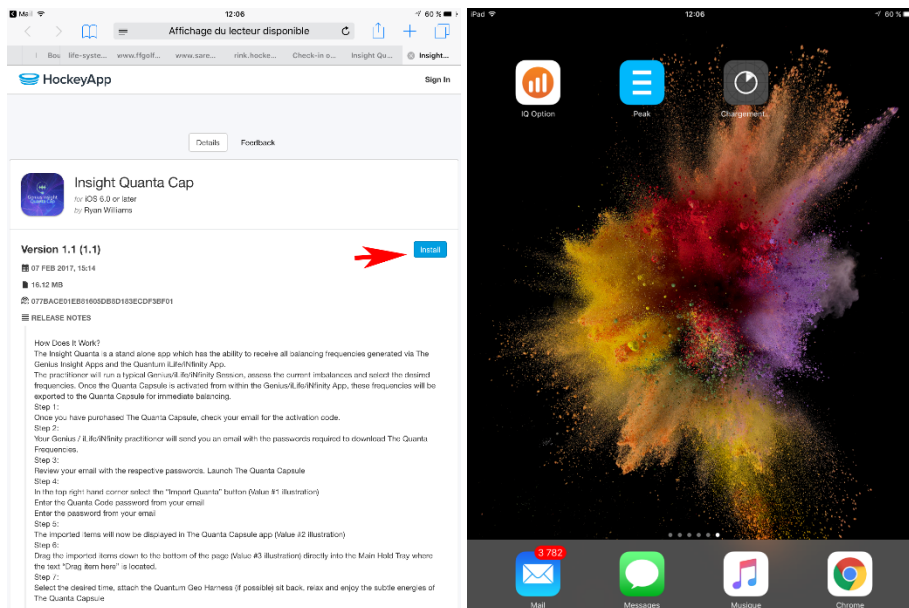
In order to use the Insight Quanta application, you must purchase a licence from the purchase page on the following link:

<http://quantum-iphone-app.com/quanta.html>

After purchasing your licence, you will receive an activation code by email. Hang on to this for the next steps.

Installing the app

On the download page for your system (Apple iOS or Android), click Install. The application will then download in the background, on Apple iOS you can watch progress by clicking on the Home button of your device. The application icon fills in as the installation progresses.



Once you've installed the app, click the icon to open it.


Note : on Apple iOS, you may get a 'Untrusted developer' message. To fix this and validate the app, just go into *Settings > General > Device Management* and trust Canada Inc.

On Android, you can allow unknown sources under *Settings > Security*.

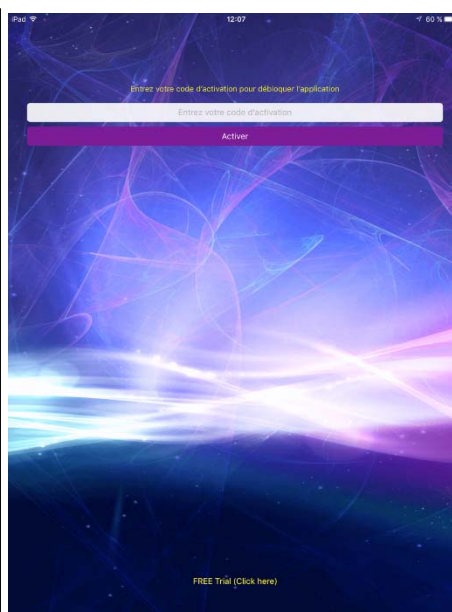
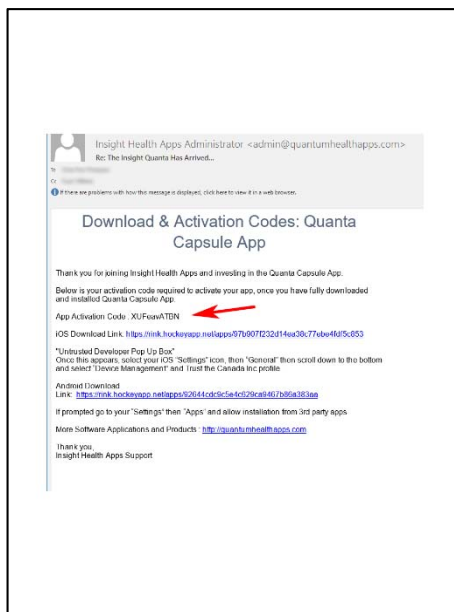
Insight Quanta Capsule instructions

Registering your account

When you first use the application, you must fill in your details and the email address you will use with the application. It is important to use the same email address that you will communicate to your therapist because they will send your frequencies to this address and it is only with this address that you will be able to use the frequency download code.



Once you have registered, type in the activation code you received after payment.

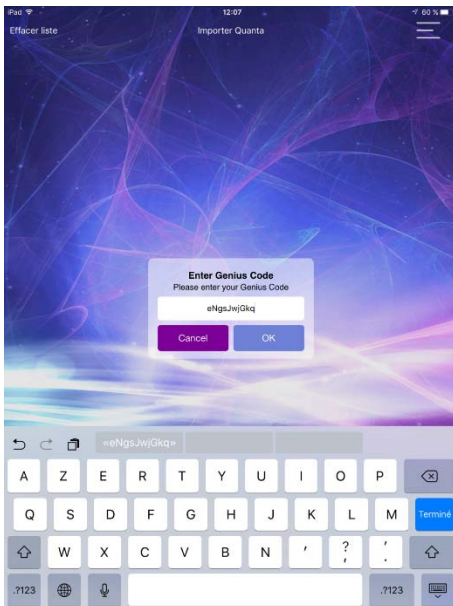
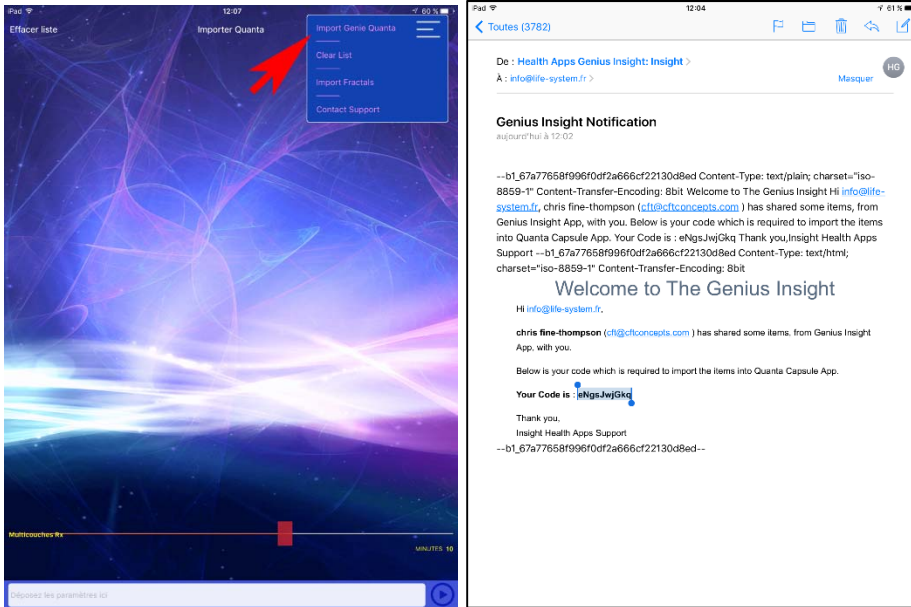


Insight Quanta Capsule instructions

Importing frequencies

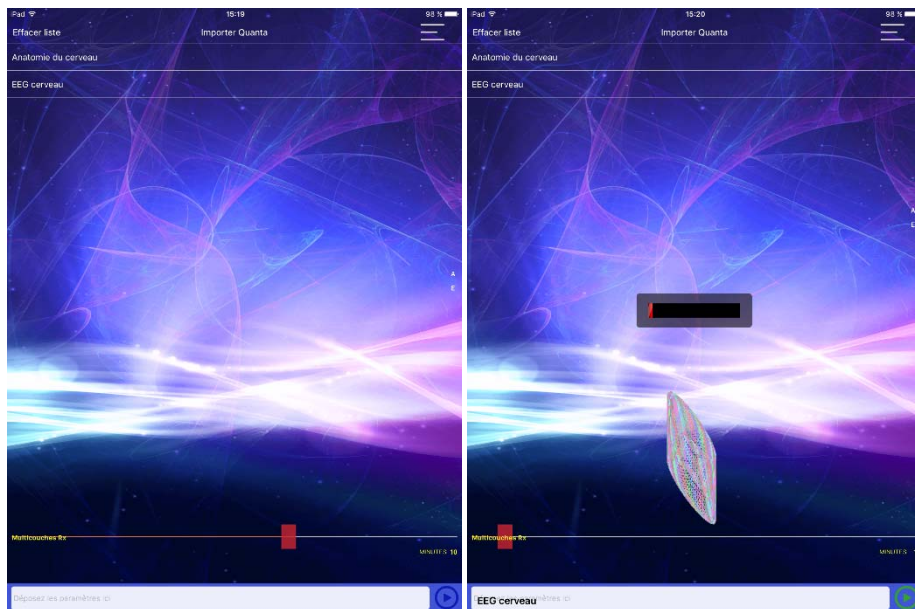
Once you have activated your application, you will be able to download frequencies sent by your therapist.

Click *Import Genie Quanta* from the menu and type the code you received from your therapist in the dialog box.



Insight Quanta Capsule instructions

Your frequencies will appear on the screen. You just need to choose a rebalancing time with the cursor at the bottom of the screen, drag and drop the frequencies you want to use into the *Multilayer* area at the bottom, and start the session by clicking on the arrow in the bottom right.



If you have questions about the time and frequency required, consult your therapist.
